

Write your name here

Surname

Other names

Pearson
Edexcel GCE

Centre Number

--	--	--	--	--

Candidate Number

--	--	--	--	--

Core Mathematics C2

Advanced Subsidiary

Wednesday 25 May 2016 – Morning
Time: 1 hour 30 minutes

Paper Reference
6664/01

You must have:
Mathematical Formulae and Statistical Tables (Pink)

Total Marks

Candidates may use any calculator allowed by the regulations of the Joint Council for Qualifications. Calculators must not have the facility for symbolic algebra manipulation, differentiation and integration, or have retrievable mathematical formulae stored in them.

Instructions

- Use **black** ink or ball-point pen.
- If pencil is used for diagrams/sketches/graphs it must be dark (HB or B). Coloured pencils and highlighter pens must not be used.
- **Fill in the boxes** at the top of this page with your name, centre number and candidate number.
- Answer **all** questions and ensure that your answers to parts of questions are clearly labelled.
- Answer the questions in the spaces provided – *there may be more space than you need.*
- You should show sufficient working to make your methods clear. Answers without working may not gain full credit.
- When a calculator is used, the answer should be given to an appropriate degree of accuracy.

Information

- The total mark for this paper is 75.
- The marks for **each** question are shown in brackets – *use this as a guide as to how much time to spend on each question.*

Advice

- Read each question carefully before you start to answer it.
- Try to answer every question.
- Check your answers if you have time at the end.

Turn over ►

P46716A

©2016 Pearson Education Ltd.

1/1/1/1/



PEARSON

Leave blank

Question 1 continued

A large area of horizontal lines for writing answers.

(Total 7 marks)

Q1

DO NOT WRITE IN THIS AREA



2. The curve C has equation

$$y = 8 - 2^{x-1}, \quad 0 \leq x \leq 4$$

(a) Complete the table below with the value of y corresponding to $x = 1$

x	0	1	2	3	4
y	7.5		6	4	0

(1)

(b) Use the trapezium rule, with all the values of y in the completed table, to find an approximate value for $\int_0^4 (8 - 2^{x-1}) dx$

(3)

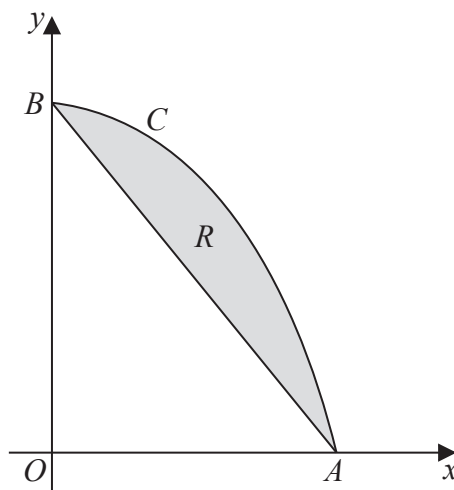


Figure 1

Figure 1 shows a sketch of the curve C with equation $y = 8 - 2^{x-1}$, $0 \leq x \leq 4$

The curve C meets the x -axis at the point A and meets the y -axis at the point B .

The region R , shown shaded in Figure 1, is bounded by the curve C and the straight line through A and B .

(c) Use your answer to part (b) to find an approximate value for the area of R .

(2)

DO NOT WRITE IN THIS AREA

DO NOT WRITE IN THIS AREA

DO NOT WRITE IN THIS AREA



Leave
blank

Question 2 continued

Horizontal lines for writing the answer to Question 2 continued.

Q2

(Total 6 marks)

DO NOT WRITE IN THIS AREA

DO NOT WRITE IN THIS AREA

DO NOT WRITE IN THIS AREA



3.

Diagram not drawn to scale

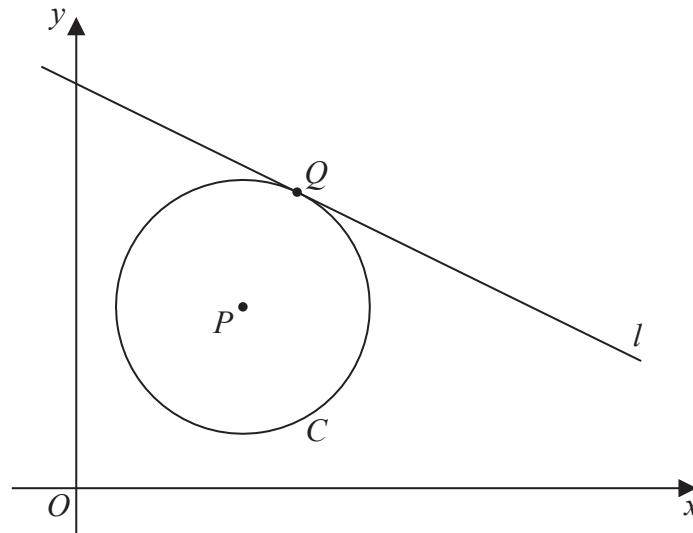


Figure 2

The circle C has centre $P(7, 8)$ and passes through the point $Q(10, 13)$, as shown in Figure 2.

(a) Find the length PQ , giving your answer as an exact value. (2)

(b) Hence write down an equation for C . (2)

The line l is a tangent to C at the point Q , as shown in Figure 2.

(c) Find an equation for l , giving your answer in the form $ax + by + c = 0$, where a , b and c are integers. (4)

DO NOT WRITE IN THIS AREA

DO NOT WRITE IN THIS AREA

DO NOT WRITE IN THIS AREA



5. (a) Find the first 3 terms, in ascending powers of x , of the binomial expansion of

$$(2 - 9x)^4$$

giving each term in its simplest form.

(4)

$$f(x) = (1 + kx)(2 - 9x)^4, \text{ where } k \text{ is a constant}$$

The expansion, in ascending powers of x , of $f(x)$ up to and including the term in x^2 is

$$A - 232x + Bx^2$$

where A and B are constants.

(b) Write down the value of A .

(1)

(c) Find the value of k .

(2)

(d) Hence find the value of B .

(2)

DO NOT WRITE IN THIS AREA

DO NOT WRITE IN THIS AREA

DO NOT WRITE IN THIS AREA



Question 5 continued

DO NOT WRITE IN THIS AREA

DO NOT WRITE IN THIS AREA

DO NOT WRITE IN THIS AREA



6. (i) Solve, for $-\pi < \theta \leq \pi$,

$$1 - 2\cos\left(\theta - \frac{\pi}{5}\right) = 0$$

giving your answers in terms of π .

(3)

(ii) Solve, for $0 \leq x < 360^\circ$,

$$4\cos^2 x + 7\sin x - 2 = 0$$

giving your answers to one decimal place.

(Solutions based entirely on graphical or numerical methods are not acceptable.)

(6)

DO NOT WRITE IN THIS AREA

DO NOT WRITE IN THIS AREA

DO NOT WRITE IN THIS AREA



7.

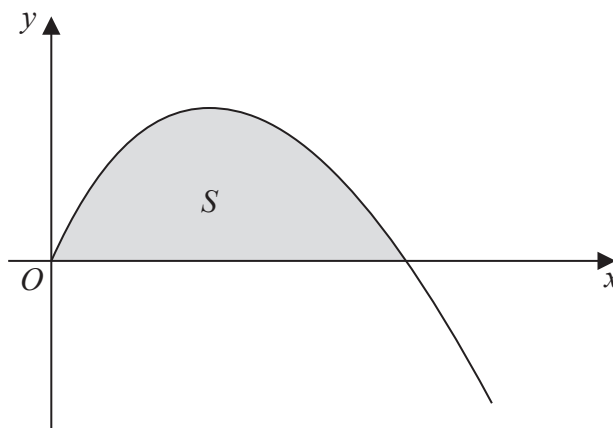


Figure 3

Figure 3 shows a sketch of part of the curve with equation

$$y = 3x - x^{\frac{3}{2}}, \quad x \geq 0$$

The finite region S , bounded by the x -axis and the curve, is shown shaded in Figure 3.

(a) Find

$$\int (3x - x^{\frac{3}{2}}) dx \quad (3)$$

(b) Hence find the area of S . (3)

DO NOT WRITE IN THIS AREA

DO NOT WRITE IN THIS AREA

DO NOT WRITE IN THIS AREA



Question 7 continued

DO NOT WRITE IN THIS AREA

DO NOT WRITE IN THIS AREA

DO NOT WRITE IN THIS AREA

Lined writing area for the answer to Question 7.

(Total 6 marks)

Q7



8. (i) Given that

$$\log_3(3b + 1) - \log_3(a - 2) = -1, \quad a > 2$$

express b in terms of a .

(3)

(ii) Solve the equation

$$2^{2x+5} - 7(2^x) = 0$$

giving your answer to 2 decimal places.

(Solutions based entirely on graphical or numerical methods are not acceptable.)

(4)

DO NOT WRITE IN THIS AREA

DO NOT WRITE IN THIS AREA

DO NOT WRITE IN THIS AREA



Question 8 continued

Lined area for writing the answer to Question 8.

DO NOT WRITE IN THIS AREA

DO NOT WRITE IN THIS AREA

DO NOT WRITE IN THIS AREA

Q8

(Total 7 marks)



9.

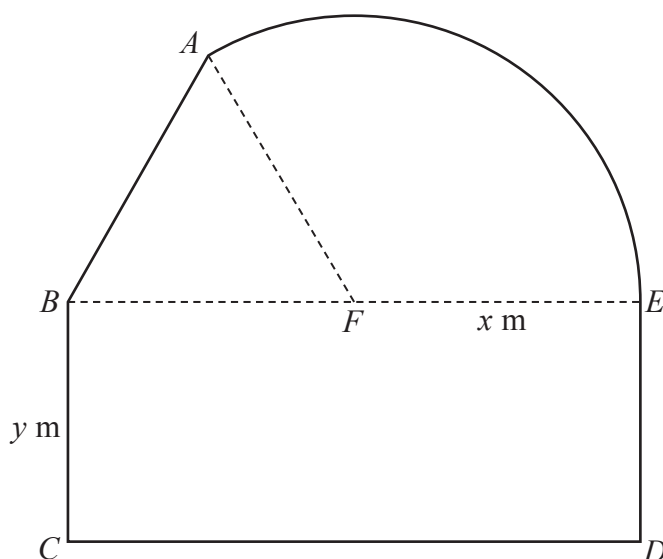


Diagram not drawn to scale

Figure 4

Figure 4 shows a plan view of a sheep enclosure.

The enclosure $ABCDEA$, as shown in Figure 4, consists of a rectangle $BCDE$ joined to an equilateral triangle BFA and a sector FEA of a circle with radius x metres and centre F .

The points B , F and E lie on a straight line with $FE = x$ metres and $10 \leq x \leq 25$

- (a) Find, in m^2 , the exact area of the sector FEA , giving your answer in terms of x , in its simplest form. (2)

Given that $BC = y$ metres, where $y > 0$, and the area of the enclosure is 1000 m^2 ,

- (b) show that

$$y = \frac{500}{x} - \frac{x}{24}(4\pi + 3\sqrt{3})$$
(3)

- (c) Hence show that the perimeter P metres of the enclosure is given by

$$P = \frac{1000}{x} + \frac{x}{12}(4\pi + 36 - 3\sqrt{3})$$
(3)

- (d) Use calculus to find the minimum value of P , giving your answer to the nearest metre. (5)

- (e) Justify, by further differentiation, that the value of P you have found is a minimum. (2)

DO NOT WRITE IN THIS AREA

DO NOT WRITE IN THIS AREA

DO NOT WRITE IN THIS AREA



